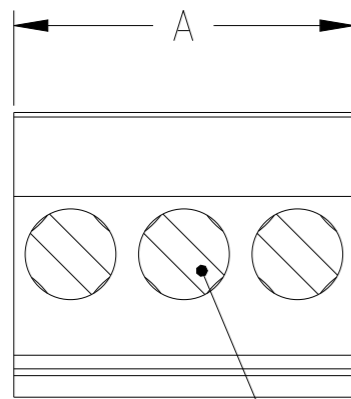
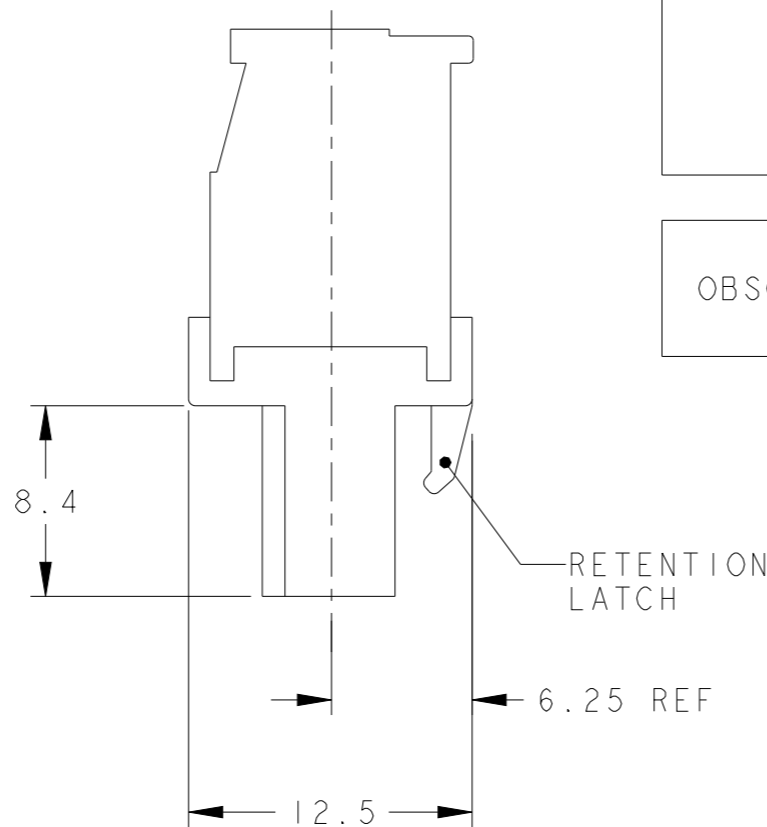
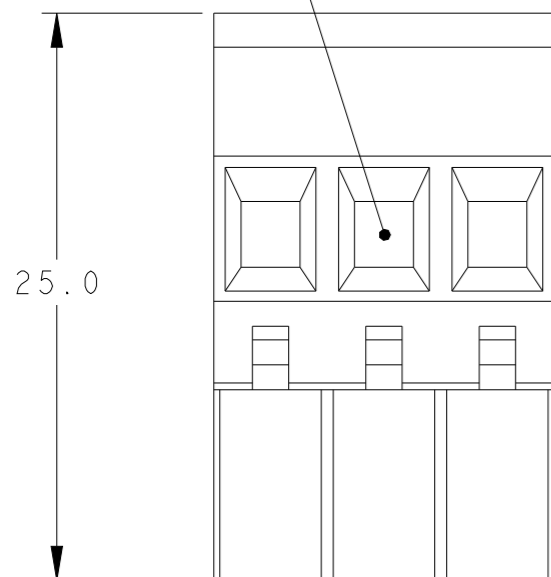


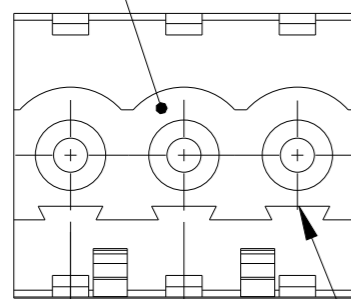
P	LTR	DESCRIPTION	DATE	DWN	APVD
	C3	PART STATUS UPDATED	05OCT2021	GMN	SS



WIRE ENTRY CLAMPING SCREW



MATING FACE



POLARIZATION KEY SLOT

2.5 REF TYP

5.00 ± 0.05 $\triangle 3$ TYP

OBSOLETE	SEE DETAIL N	TIN PLATED	30	6	3-284040-6
	SEE DETAIL M		110	22	3-284040-2
	-	$\triangle 4$	25	5	2-284040-6
	-		125	25	2-284040-5
	-		120	24	2-284040-4
	-		115	23	2-284040-3
	-		110	22	2-284040-2
	-		105	21	2-284040-1
	-		100	20	2-284040-0
	-		95	19	1-284040-9
OBSOLETE	-		90	18	1-284040-8
	-		85	17	1-284040-7
	-		80	16	1-284040-6
	-		75	15	1-284040-5
	-		70	14	1-284040-4
	-	TIN PLATED	65	13	1-284040-3
	-		60	12	1-284040-2
	-		55	11	1-284040-1
	-		50	10	1-284040-0
	-		45	9	284040-9
-		40	8	284040-8	
-		35	7	284040-7	
-		30	6	284040-6	
-		25	5	284040-5	
-		20	4	284040-4	
-		15	3	284040-3	
-		10	2	284040-2	
MARKING	CONTACT FINISH	A	NO OF POSN	PART NUMBER	

THIS DRAWING IS A CONTROLLED DOCUMENT.

DWN S. WELDON 03SEP2002
 CHK C. RICHARD 03SEP2002
 APVD C. RICHARD 03SEP2002

TE Connectivity

NAME: TERMINAL BLOCK VERTICAL PLUG STACKING LEFT HAND 5.0mm PITCH

SIZE: A3 CAGE CODE: 300779 DRAWING NO: C-284040 RESTRICTED TO: -


SCALE: 3:1 SHEET: 1 OF 2 REV: C3

CUSTOMER DRAWING

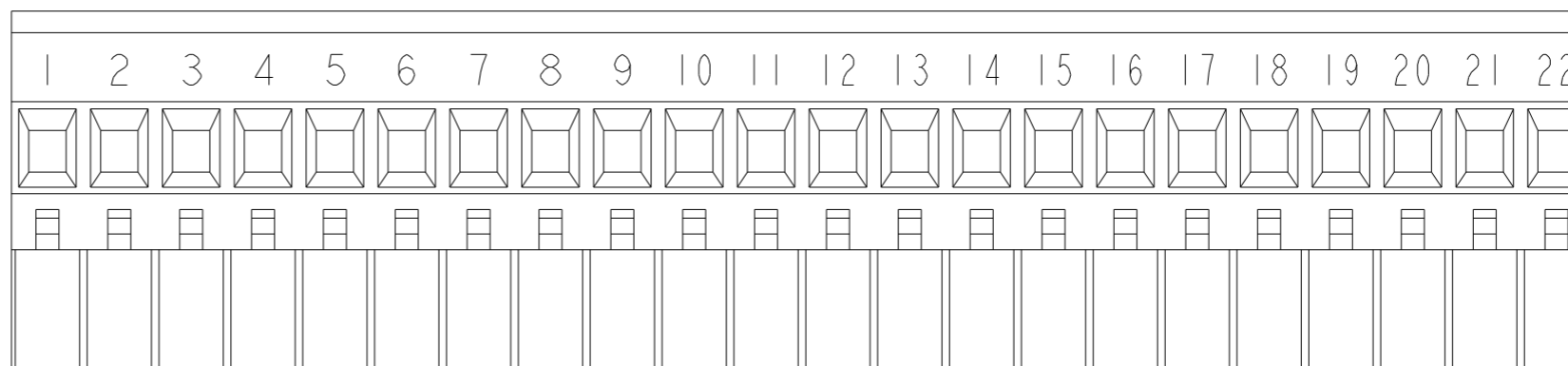
DIMENSIONS:	TOLERANCES UNLESS OTHERWISE SPECIFIED:
mm	
	±.3
	±.25
	±.
	±.
	±.
ANGLES	±2
FINISH	$\triangle 1$

REVISIONS

P	LTR	DESCRIPTION	DATE	DWN	APVD
-		SEE SHEET 1	-	-	-



DETAIL N
SCALE 2:1



DETAIL M
SCALE 2:1

- MATERIALS AND FINISH
HOUSING: PA 6-6, UL 94-V0, COLOR: GREEN.
CLAMP: BRASS, NICKEL PLATED.
CONTACT SPRING : PHOSPHOR BRONZE, TIN PLATED.
CLAMPING SCREW: M3, BRASS, NICKEL PLATED.
- 2. WIRE SIZE RANGE: 12 - 30 AWG
- NOT CUMULATIVE TOLERANCE.
- 0.00076[.000030] SELECTIVELY GOLD PLATED.
- INK MARKING: WHITE COLOR
NUMERICAL SEQUENCE: FROM LEFT TO RIGHT.
- 6 MECHANICAL CHARACTERISTICS:
INSERTION FORCE: MAX 3N PER POLE
WITHDRAWL FORCE: MIN 1.5N PER POLE
- 7 ELECTRICAL CHARACTERISTICS:
LISTED UNDER UL E60677
VOLTAGE RATING: 300 VOLTS (MAX)
AMPERAGE RATING: 15 AMPS (MAX)

THIS DRAWING IS A CONTROLLED DOCUMENT.		DWN S. WELDON 03SEP2002	TE Connectivity		
DIMENSIONS: mm		CHK C. RICHARD 03SEP2002			
TOLERANCES UNLESS OTHERWISE SPECIFIED:		APVD C. RICHARD 03SEP2002	NAME TERMINAL BLOCK VERTICAL PLUG STACKING LEFT HAND 5.0mm PITCH		
		PRODUCT SPEC -	RESTRICTED TO -		
0 PLC ±- 1 PLC ±.3 2 PLC ±.25 3 PLC ±- 4 PLC ±- ANGLES ±2		APPLICATION SPEC -	SIZE A300779	CAGE CODE C-284040	DRAWING NO -
MATERIAL -		FINISH -	WEIGHT -	SCALE 3:1 SHEET 2 OF 2 REV C3	
CUSTOMER DRAWING					